



Giving in Illinois: an update

Philanthropy in Illinois has experienced significant growth and changes in funding areas over the last year. This report briefly examines the scale and scope of philanthropy in the state of Illinois as well as the giving patterns of foundations, updating the *Giving in Illinois* publication using fiscal year 2000 data. Data for this report are based on research conducted for the *Directory of Illinois Foundations, 7th edition*, newly released by the Donors Forum of Chicago in October 2002, as well as a representative sample of foundations from the Donors Forum GrantSource database. Both of these resources, available on the web as Illinois Funding Source, are updated on an ongoing basis. Visit http://ifs.donorsforum.org/subscription_info.asp for subscription information. A more comprehensive *Giving in Illinois* report, including 2001 data, will be published by the Donors Forum in Spring, 2003.

State-Wide Overview

Giving in Illinois by foundations and corporate giving programs for fiscal year 2000 totaled \$1.57 billion, representing an increase of 27% over fiscal year 1999 giving figures. As the estimated increase of 8% in foundation giving nationally over the same period is much lower, the capture of a larger number of foundations, the collection of a greater percentage of grants data on existing foundations, as well as a growth in giving, contributed to this large increase.

Contributions from individuals increased by almost 19% between 1998 and 2000. In 2000 Illinois taxpayers claimed \$5.9 billion in contributions; total Illinois individual giving is estimated at \$7.1 billion. This figure surpasses the 8% increase in individual giving nationally during the same time.¹

There were 2,496 foundations in Illinois in fiscal year 2000; their combined asset size was approximately \$21 billion. Foundation assets in Illinois increased by 6% between 1999 and 2000, slightly below the national increase of 9%.

The number of foundations in Illinois grew by approximately 11% over the last two years.²

Corporate foundations and giving programs, while only 6% of the total number of Illinois foundations, accounted for 26% of all grants. Private independent foundations awarded over 40% of all grants; family foundations awarded 16% of all grants.

82% of foundations and corporate giving programs in Illinois were located in the Chicago metropolitan region; 42% were headquartered in the city of Chicago. Metro area foundations and corporate giving programs held 96% of all assets and made 95% of all grants in 2000. Within the metro area, the number of foundations increased by 11%, while outside the region, the number of foundations increased by 1.1%.

Outside the metropolitan region, the largest number of foundations and corporate giving programs were located in Winnebago, Peoria, Rock Island, and DeKalb counties. Foundations outside of the Chicago metropolitan region accounted for \$911 million in assets (4% of total Illinois foundation assets) and \$85 million in grants (5% of total grants made by Illinois foundations).

FOUNDATION ASSETS AND GRANTS by Foundation Type*

Foundation Type	Number	% of Total	Assets	% of Total Assets	Grants	% of Total Grants
Family Foundation	1,041	41.7%	\$4,429,411	20.9%	\$254,316	16.2%
Private Independent Foundation	1,061	42.5%	\$11,700,104	55.1%	\$665,286	42.3%
Corporate Foundations & Giving Programs	155	6.2%	\$1,118,746	5.3%	\$410,801	26.1%
Community Foundation	17	0.7%	\$1,386,739	6.5%	\$46,939	3.0%
Public Foundation	27	1.1%	\$170,473	0.8%	\$37,836	2.4%
Other	195	7.8%	\$2,437,418	11.5%	\$156,377	9.9%
TOTAL	2,496	100.0%	\$21,242,891	100.0%	\$1,571,555	100.0%

*All dollar figures in thousands

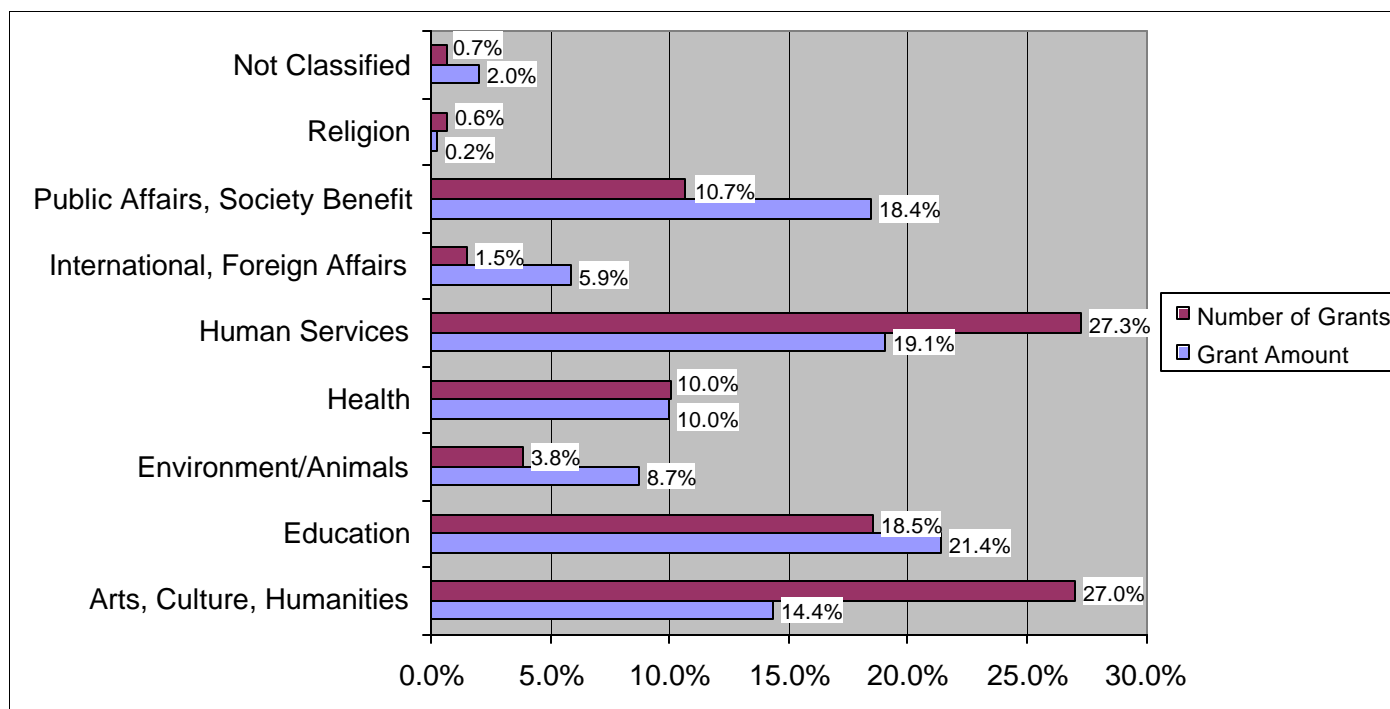
¹ Applying the Giving USA methodology, the \$5.897 billion in individual giving accounted for 80% of all individual philanthropy. Illinois individual giving can be estimated at \$7.076 billion.

² Figure represents increase in number of foundations as published in the *Directory of Illinois Foundations, 6th and 7th editions*.

A Closer Look at Philanthropy in Chicago

The following analysis of grant activity in Chicago utilizes grants data from a group of 67 participating foundations and corporate giving programs in the Donors Forum of Chicago GrantSource database. This sample of 11,653 grants totaling \$444 million represents 27% of Illinois grant dollars awarded in 2000.

2000 Giving by Purpose Area
Percentage Comparisons by Number of Grants and Dollar Amounts



* Education accounted for the most significant share of total grant dollars (21.4%), replacing Public Affairs, Society Benefit and Human Services, two areas that tied for the highest share of total funding in 1999.

* Human Services led in the number of grants awarded

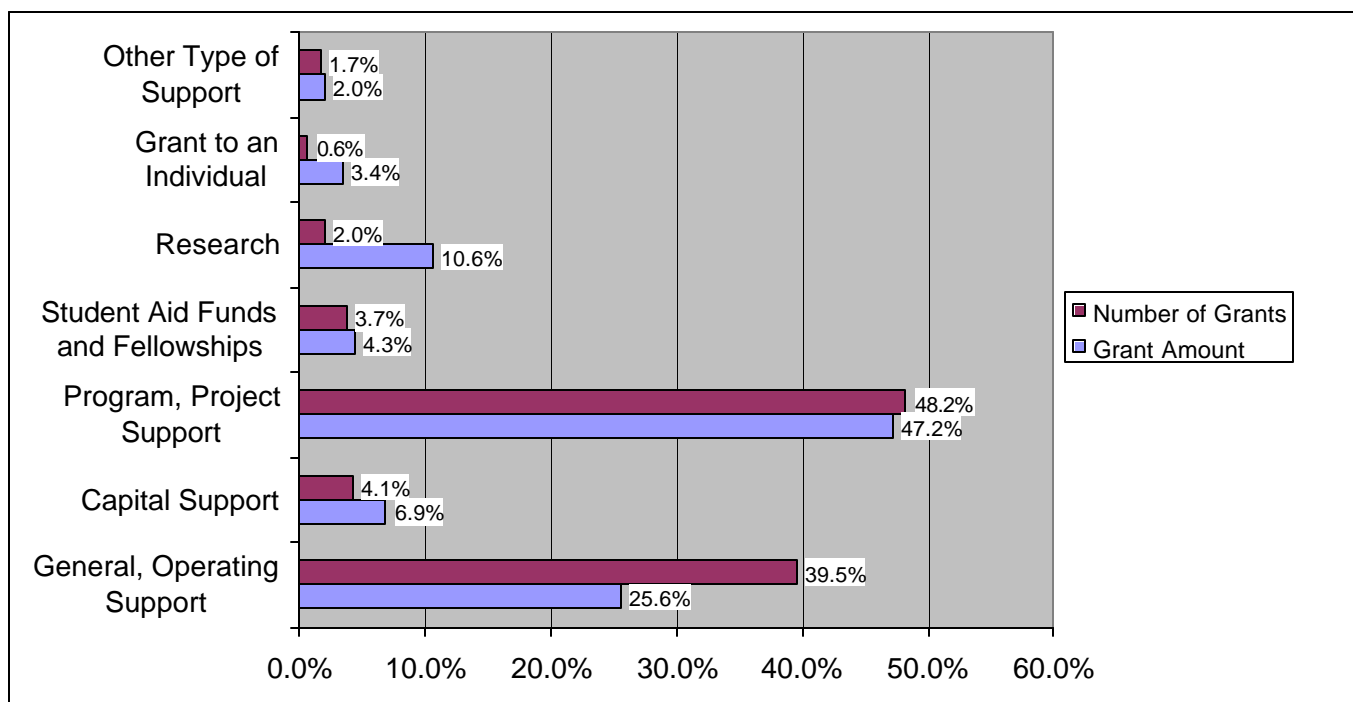
* Among major subject categories, Environment/Animals declined the most, garnering 14% of grant dollars in 1999 and only 9% in 2000.

* Grant dollars awarded for the purpose of Arts, Culture, Humanities increased from 12% in 1999 to 14% in 2000.





2000 Giving by Support Type
Percentage Comparisons by Number of Grants and Dollar Amounts

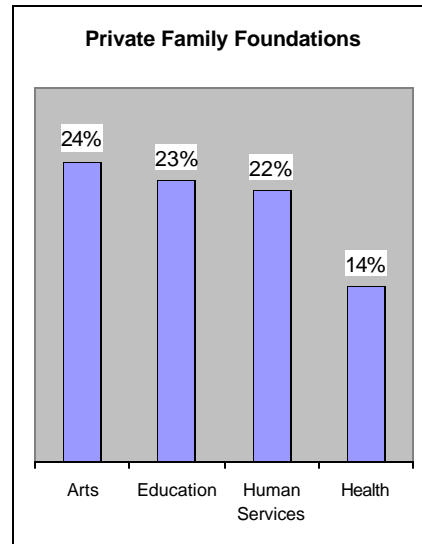
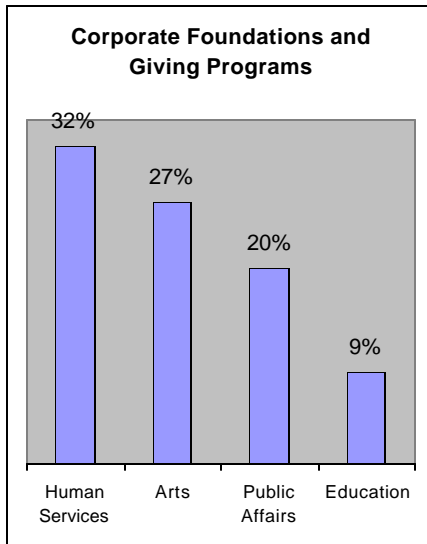
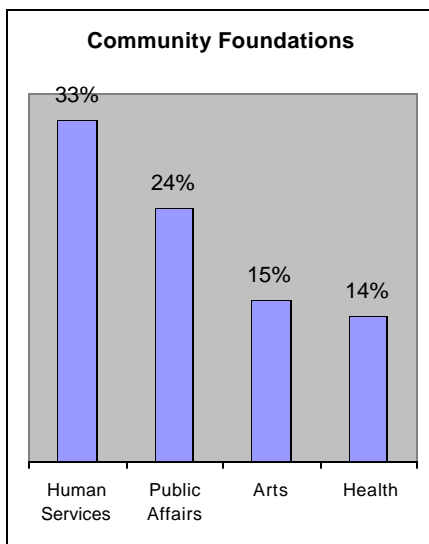


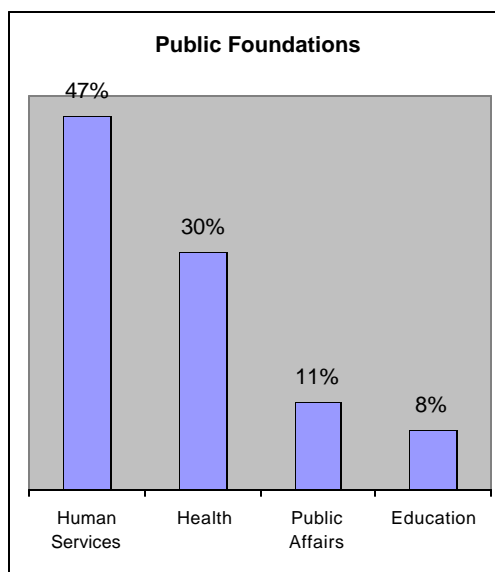
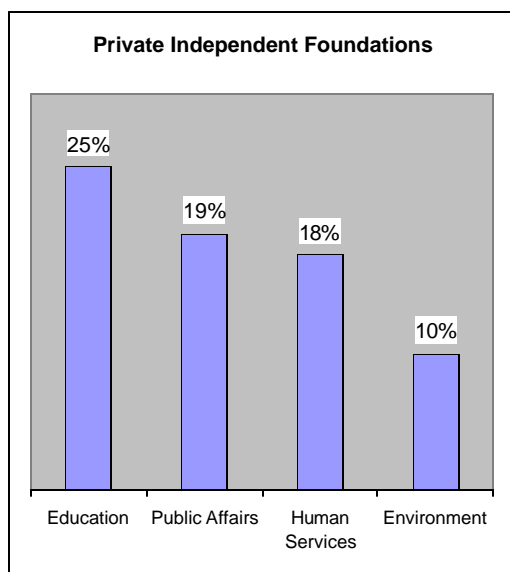
* Program support represented close to half of all grants awarded, both in terms of number of grants and grant dollars, which is approximately 10% higher than the national average for this type of support.

* Although 40% of grants awarded were for general operating support, these grants only accounted for about a fourth of total grant dollars awarded. With a median grant amount of \$6 thousand, grants for general operating support were smaller, but greater in number.

* Capital Support increased from 6% to 7% of grant dollars awarded, though this figure is still less than the national average of 12%. The percentage of grant amount exceeding the percentage of grants awarded indicates that fewer large grants were made in this support category.

The following charts illustrate, for each foundation type, the proportion of funding for their top four areas of giving.





Top 25 Illinois Foundations by Assets

	Amount	Fiscal Year
John D. and Catherine T. MacArthur Foundation	\$4,200,000,000	2000
McCormick Tribune Foundation	\$1,800,000,000	2000
The Chicago Community Trust	\$1,290,000,000	2000
The Joyce Foundation	\$861,793,069	2000
The Rotary Foundation of Rotary International	\$678,137,983	2000
Pritzker Foundation	\$615,553,081	2000
The Spencer Foundation	\$432,418,000	2001
Polk Bros. Foundation	\$327,592,027	2000
Fannie Mae Foundation, Midwest Regional Office	\$272,988,815	2000
Illinois Clean Energy Community Foundation	\$242,000,000	2000
Arie and Ida Crown Memorial	\$204,216,560	2000
The Coleman Foundation, Inc.	\$191,309,383	2000
Retirement Research Foundation	\$190,662,552	2000
Dr. Scholl Foundation	\$186,057,802	2000
Prince Charitable Trusts	\$185,444,750	2000
Dr. Ralph and Marian Falk Medical Research Trust	\$181,845,264	2000
Lloyd A. Fry Foundation	\$173,568,851	2001
The Clara Abbott Foundation	\$164,565,363	2000
Frank E. Payne and Seba A. Payne Foundation	\$164,463,544	2000
The Elizabeth Morse Charitable Trust	\$158,404,048	2000
The Regenstein Foundation	\$124,614,962	2000
Ronald McDonald House Charities	\$118,574,127	2000
The Abbott Laboratories Fund	\$117,763,266	2000
The Joseph and Bessie Feinberg Foundation	\$115,458,845	2000
The Offield Family Foundation	\$112,808,917	2000

Top 25 Illinois Foundations by Grants*

	Amount	Fiscal Year
John D. and Catherine T. MacArthur Foundation	\$224,000,000	2000
McCormick Tribune Foundation	\$112,000,000	2000
The Rotary Foundation of Rotary International	\$90,733,723	2000
The Boeing Company	\$52,700,000	2000
Andersen	\$45,000,000	2000
Sears, Roebuck and Co.	\$40,800,000	2001
The Joyce Foundation	\$39,596,622	2000
The Chicago Community Trust	\$35,200,000	2000
The Spencer Foundation	\$26,954,000	2001
Pritzker Foundation	\$27,808,374	2000
Searle Patient in Need Foundation	\$21,306,440	1999
Ronald McDonald House Charities	\$20,506,936	2000
The Clara Abbott Foundation	\$20,111,867	2000
Illinois Arts Council	\$15,428,725	2000
State Farm Companies Foundation	\$14,957,375	2000
Dr. Scholl Foundation	\$12,815,494	2000
Retirement Research Foundation	\$12,577,850	2000
Polk Bros. Foundation	\$12,425,147	2000
SBC Foundation	\$11,850,001	2000
Caterpillar Foundation	\$11,850,001	2000
Kraft Foods, Inc.	\$11,600,000	2001
Fannie Mae Foundation, Midwest Regional Office	\$11,200,000	2000
The Abbott Laboratories Fund	\$10,700,000	2000
Florik Charitable Trust	\$10,299,474	2000
Arie and Ida Crown Memorial	\$10,216,560	2000

*Includes Corporate Giving Programs and other grantmaking organizations.

